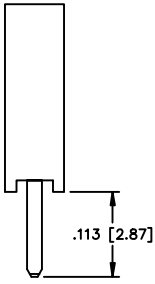


REV. C

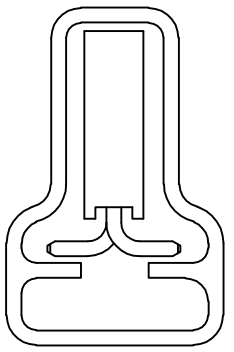
UNLESS OTHERWISE NOTED
 DIMENSIONS ARE IN INCHES TOLERANCES ARE:
 ONE PLACE DECIMALS ± .1[2.5] THREE PLACE DECIMALS ± .005[.127]
 TWO PLACE DECIMALS ± .01[.25] FOUR PLACE DECIMALS ± .0020[.051] ANGLES ± 2°

TITLE: SQT SOCKET
 2 MM
 SINGLE ROW ASM

DWG NO: SQT-1XX-01-X-S-VS
 SHEET 1 OF 1



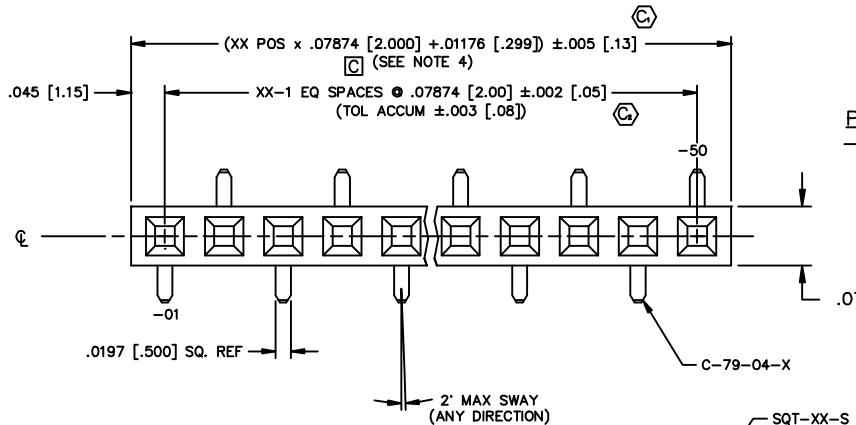
IN PROCESS



PACKAGING VIEW

DO NOT SCALE FROM THIS PRINT

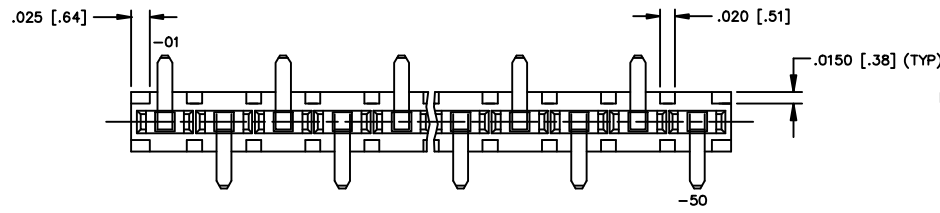
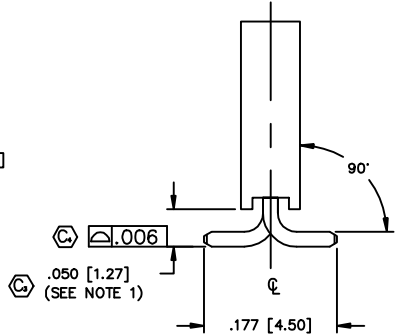
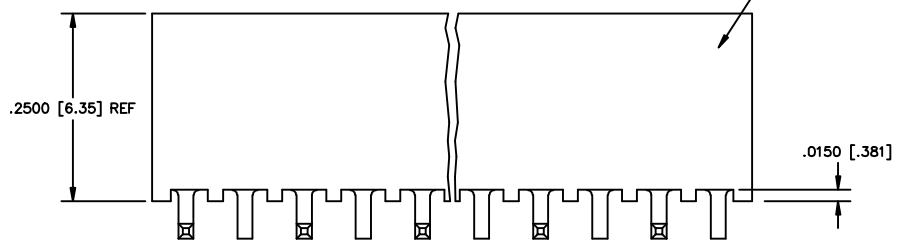
PROPRIETARY NOTE
 THIS DOCUMENT CONTAINS INFORMATION CONFIDENTIAL AND PROPRIETARY TO SAMTEC INC. AND SHALL NOT BE REPRODUCED OR TRANSFERRED TO OTHER DOCUMENTS OR DISCLOSED TO OTHERS OR USED FOR ANY PURPOSE OTHER THAN THAT FOR WHICH IT WAS OBTAINED WITHOUT THE EXPRESSED WRITTEN CONSENT OF SAMTEC INC.



SQT-1XX-01-X-S-VS

POSITION SPECIFICATION
 -02 THRU -50 (PER ROW)

PLATING SPECIFICATION
 -F: FLASH SELECTIVE GOLD
 -L: LIGHT SELECTIVE GOLD
 -G: GOLD
 -S: SELECTIVE GOLD
 -H: HEAVY GOLD



- NOTES:
1. DIM TO BE MEASURED AT BEND RADIUS.
 2. POSITIONS 05 THRU 50 TO BE PACKAGED IN PT-1-24-05-15 USE TUBE PLUG TP-24; POSITIONS 02 THRU 04 TO BE LAYER PACKAGED.
 3. MAX FLASH ALLOWED .003 [.08]
 4. FOR ODD POSITIONS, LOSE ONE POSITION PER CUT, FOR EVEN POSITIONS, LOSE TWO POSITIONS PER CUT
 5. (C) REPRESENTS A CRITICAL DIMENSION.

MATERIAL:
 VECTRA E130
 COLOR: BLACK
 10% MAX REGRIND
 MAX BOW: .003 IN/IN
 MAX FLASH ALLOWED:
 .003 [.08]

samtec MISC\MKTG\
 SQT-SV-ASM
 520 PARK EAST BLVD. NEW ALBANY, INDIANA 47150
 PHONE (812) 944-6733 P.O. BOX 1147
 CODE 55322
 MADE BY: D JONES 10-31-96
 SQT-1XX-01-X-S-VS
 SHEET 1 OF 1